

## DOUBLE-LAMP CATHODE LIGHT STRIP FOR EXPORT (MODEL CLSD-EX)



Patent 7,293,895  
Patent 6,454,431  
International Patents  
Pending



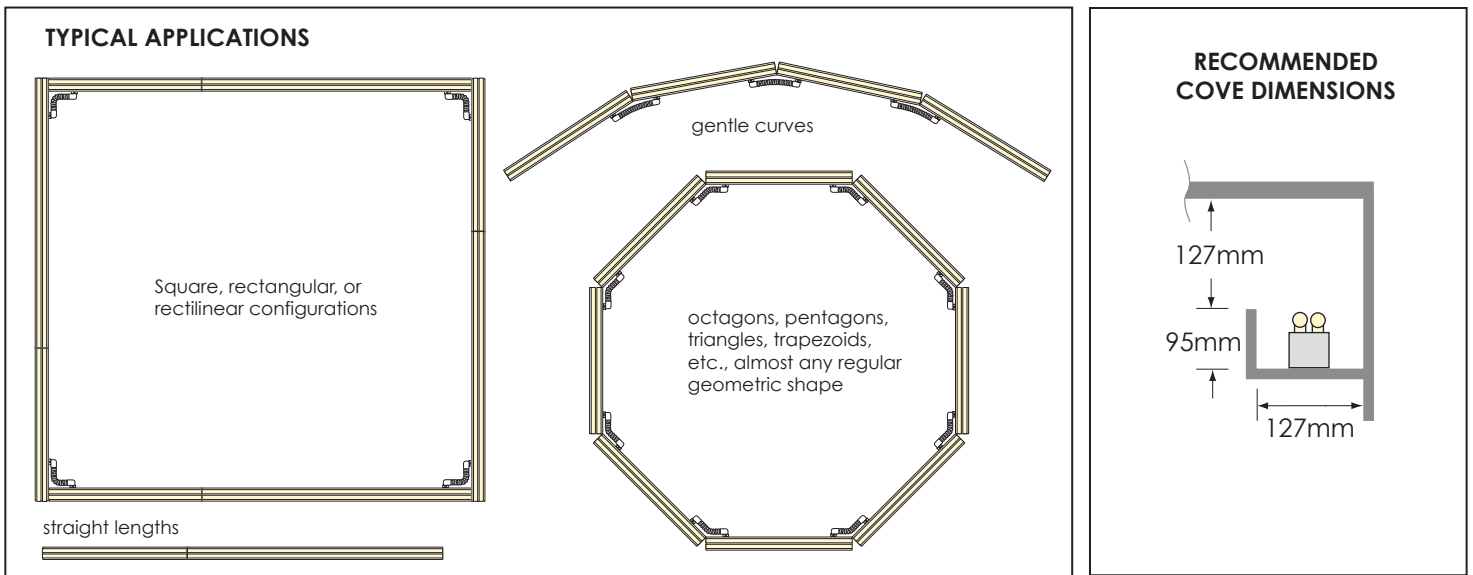
8020 Queenair Drive, Gaithersburg, MD 20879 USA • ph: 001 301 921 4120 • fax: 001 301 963 3050  
email: [info@CathodeLightingSystems.com](mailto:info@CathodeLightingSystems.com) • website: [www.CathodeLightingSystems.com](http://www.CathodeLightingSystems.com)

**DOUBLE-LAMP CATHODE LIGHT STRIP FOR EXPORT (Model CLSD-EX)**











**FEATURES & BENEFITS  
DESIGN & DIMENSIONAL INFORMATION**

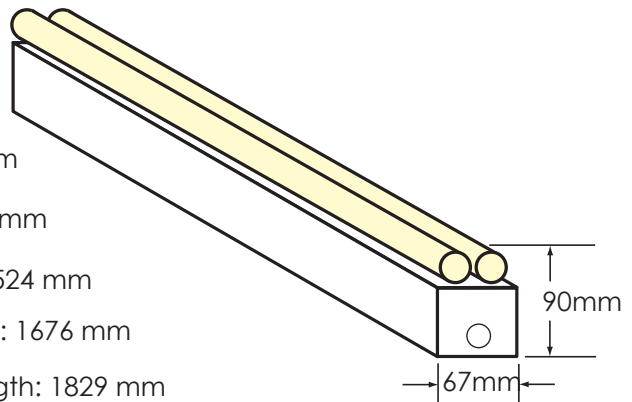
**FEATURES & BENEFITS**

- Seamless illumination from end to end, with no dark spots or socket shadow
- Each lamp is independently dimmable via 0-10 volt dimming control
- Luminaires are available in 10 standard sizes, from 914mm to 2286mm (in 153mm increments)
- Reliable, long-life high color-rendering T6 cold cathode lamps (up to 50,000 hours of life)
- Lamp brightness is comparable to T5 fluorescent (High-output option)
- Lamps snap in and out of luminaires via innovative zero-clearance lamp bases and lampholders
- New electronic ballast technology offers inaudible operation
- Low profile - only 90mm tall with lamp installed
- Widest color selection in the industry and a variety of beautiful white hues



**DIMENSIONAL INFORMATION**

Model CLSD-EX/A		Length: 914 mm
Model CLSD-EX/B		Length: 1016 mm
Model CLSD-EX/C		Length: 1219 mm
Model CLSD-EX/D		Length: 1372 mm
Model CLSD-EX/E		Length: 1524 mm
Model CLSD-EX/F		Length: 1676 mm
Model CLSD-EX/G		Length: 1829 mm
Model CLSD-EX/H		Length: 1981 mm
Model CLSD-EX/i		Length: 2134 mm
Model CLSD-EX/J		Length: 2286 mm



**DOUBLE CATHODE LIGHT STRIP FOR EXPORT (Model CLSD-EX)**

**LAMP COLORS & ORDERING INFORMATION**

**LAMP COLORS**

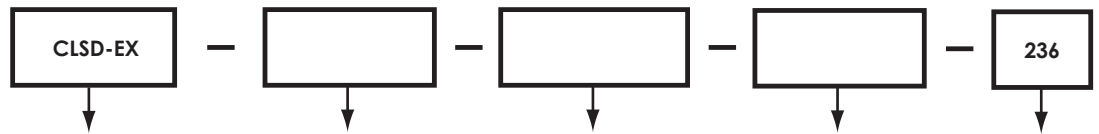
**WHITE LAMPS** (All whites are triphosphor with a CRI of 90+)  
 Note: Lumen values are for each individual lamp

Cat. No.	Shade of White	Lumens /meter (High-output)	Lumens / meter (Standard-output)	Efficacy
28TC	Incandescent white - 2800°K	2300	1150	75 lumens/watt
30TC	Warm white - 3000°K	2442	1221	76 lumens/watt
35TC	Soft white - 3500°K	2409	1205	76 lumens/watt
42TC	Cool white - 4200°K	2350	1175	75 lumens/watt
50TC	Ice white - 5000°K	2211	1106	71 lumens/watt
65TC	Daylight - 6500°K	2297	1149	76 lumens/watt

COLORED LAMPS:
Pink White (PW)
Hot Pink (HP)
Red (RD)
Lavender (LV)
Purple (PR)
Sky Blue (SB)
Deep Blue (DB)
Turquoise (TQ)
Aquamarine (AQ)
Standard Green (GR)
Bright Green (BG)
Gold (GD)
Canary Yellow (CY)
Orange (OR)

Photometric information: All photometric values provided by LTL (Luminaire Testing Laboratories, Allentown, PA USA)

**ORDERING INFORMATION**



**Fixture Type:**

**CLSD-EX** (Double-Lamp Cathode Light Strip for Export)

If all fixtures are to be the same length (ex: all 2134mm fixtures, model CLSD-EX/i) please include this information in the box above. If CLSD-EX (without the letter suffix) is listed, the factory will determine the optimal fixture combinations.

Example 1: One straight light cove, 127 meters in length. Lamp color is Deep Blue. Lamp brightness is standard output. Factory will determine the optimal fixture lengths and combinations.

Example 2: One straight light cove, 75 meters in length. Lamp color is 3500°K soft white. This fixture array will use all identical fixture lengths: Model CLSD-EX/i (2134 mm in length each).

**Lamp Brightness:**

**HO** (high output)  
**SO** (standard output)

**Length:**

\_\_\_M  
 Lengths must be shown in decimal format to the nearest .25 meters.

**Lamp color:**

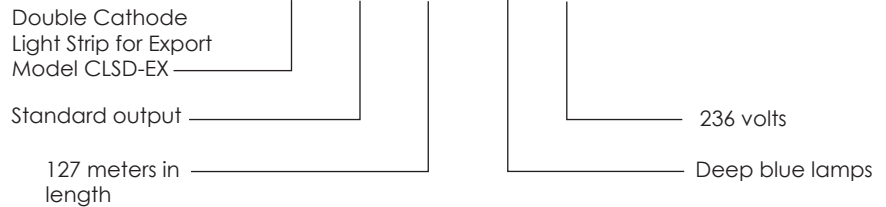
See color chart above for correct catalog numbers.

If color has not been chosen at time of specification, please write: **TBD**

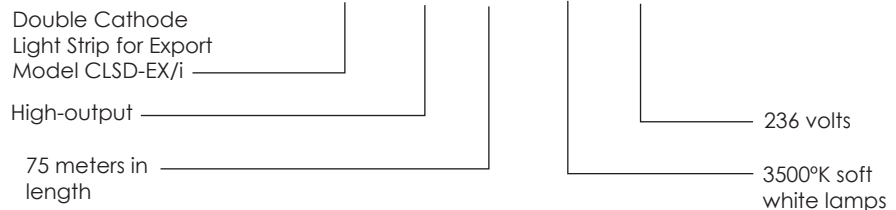
**Voltage:**

**236 volts @ 50 Hz**

**CLSD-EX - SO - 127M - DB - 236**



**CLSD-EX/i - HO - 75M - 35TC - 236**



**DOUBLE CATHODE LIGHT STRIP FOR EXPORT (Model CLSD-EX)**

**ELECTRICAL INFORMATION & SPECIFICATIONS**

**ELECTRICAL INFORMATION**

Ballast type	Primary voltage	Primary amps / VA	Watt consumption per meter*	Dimming protocol
High-output	236 volts 50/60 Hz	.70 amps 161 VA	71	0-10 volt or phase control
Standard-output	236 volts 50/60 Hz	.44 amps 101 VA	45	0-10 volt or phase control

\*Values are based on maximizing average fixture length at 2286mm. Actual values may vary depending on the selection of fixture lengths.

All ballasts are power-factor corrected (95% power factor).

**SPECIFICATIONS:**

**Luminaire:** Luminaire shall be Cathode Lighting Systems model CLSD-EX (Double Cathode Light Strip for Export), and shall be available in ten (10) standardized straight lengths from 914 mm to 2286 mm in length. Luminaires shall provide a continuous, uninterrupted line of light when installed as instructed. Luminaires shall be pre-assembled, 1.5mm thickness, satin-anodized aluminum with a snap-fit cover and an integral, dimmable electronic ballast.

**Lamps:** Lamps shall be 50,000-hour T6 cold-cathode fluorescent, color as specified. Lamps shall be provided with single-pin bases for zero-clearance snap-in installation into and removal from lampholders. (Lamps which are hard wired to the power supply are not acceptable alternatives). Lamps shall be manufactured with butt-sealed ends to provide complete illumination at each lamp end and shall have provisions to be locked into place, utilizing the luminaire's lamp-locking clips. Lamps shall produce up to 2442 lumens per meter (30TC Warm White Triphosphor with high-output lamps) and manufacturer shall provide independent test lab reports to substantiate.

**Integral Ballasts:** Shall be noiseless, electronic 990-volt, high-output, instant-start cold cathode, class P thermally protected, and shall automatically de-energize upon removal of lamps from the luminaire.

**Dimming:** Lamps shall be independently dimmable via 0-10 volt or phase control dimming gear. Low-end lamp performance shall be 1% - 5% (of full output) depending on dimmer type and model.



©2010 Cathode Lighting Systems Inc.

8020 Queenair Drive, Gaithersburg, MD 20879 USA • ph: 001 301 921 4120 • fax: 001 301 963 3050  
 email: info@CathodeLightingSystems.com • website: www.CathodeLightingSystems.com